



Multihead Weigher

Range Brochure





Multihead Weighers ▼

Our Company

Ishida is a privately owned family run business, with our worldwide headquarters in Kyoto, Japan. Our President, Takahide Ishida, is the 5th generation of the Ishida family, having succeeded his father Ryuichi Ishida in 2010.



As a world leader in the design, manufacture and installation of end-to-end weighing, packing and quality control solutions for the food industry, helping manufacturers increase automation and achieve compliance, reduce cost and downtime, increase operational efficiencies and brand protection, and maximise profits. With an installed global base well in excess of 180,000 industrial machines, covering a huge number of applications and end markets, the company is the undisputed world market leader for multihead weighers and one of the leading global suppliers of snack food bagmakers, X-ray inspection systems, checkweighers, graders, traysealers, leak detectors and Industry 5.0 solutions.

Ishida opened its first overseas subsidiary, Ishida Europe, in 1985. The Ishida Europe headquarters is in Birmingham, UK, and serves Europe, Middle East and Africa (EMEA). We have wholly-owned Ishida sales and service operations in 11 countries, and have committed, experienced agents and distributors in a further 30 countries.

Our people

The wealth of knowledge and experience of Ishida personnel ensures that our customers receive best in class solutions to improve their weighing, packing and quality control operations. This means our customers can focus on their core business, while we focus on solving their challenges.

Our innovations

Research and development are central to the philosophy of Ishida's business. Ishida Europe uses experience, creativity and state-of-the-art technology to develop solutions to enable our customers to push new competitive boundaries.

To support the requirements of evolving food markets and in addition to our product development centre in Kyoto, Japan, we have UK product development facilities in Birmingham and Poole. This enables us to deliver locally designed and tailored solutions to suit our customers needs.

Aiming for continuous technical improvement, our latest innovations include tray sealers, x-ray inspection systems and end of line packing solutions.

Our customers

In 1972, we developed the first ever multihead weigher for whole peppers. Since then we have provided weighing equipment for thousands of food and non-food applications, including more than 70,000 multihead weighers.

Takahide Ishida
(President)

Offering a complete line solution

Ishida is capable of offering complete line solutions of our own or outsourced products.

1. Weighing & filling

Everything you need to interface with modern weighing/filling system to get your product into a tray and on its way to the packaging machine.

- ▶ Multihead weighers
- ▶ Distribution systems
- ▶ Tray denesters
- ▶ Product feed systems

2. Sealing

Advanced tray sealer technology from Ishida's world-leading QX range delivers the look, the seal type, the modified atmosphere your pack concept or your customer demands.

- ▶ Snack food bagmakers
- ▶ Ishida iTPS® (Integrated Total Packaging System) High speed weighing and packing systems for snacks
- ▶ Tray sealers

3. Quality control

Ensuring everything about the pack is right, from contamination to label orientation and from data to weight.

- ▶ Seal testers for pillow packs
- ▶ Seal testers with vision systems for trays
- ▶ X-ray inspection systems
- ▶ Metal detectors
- ▶ Checkweighers

4. End of line packaging

Choose the exact fill and layer geometry you want in your boxes and create and vary it at will. Options include single and twin robots.


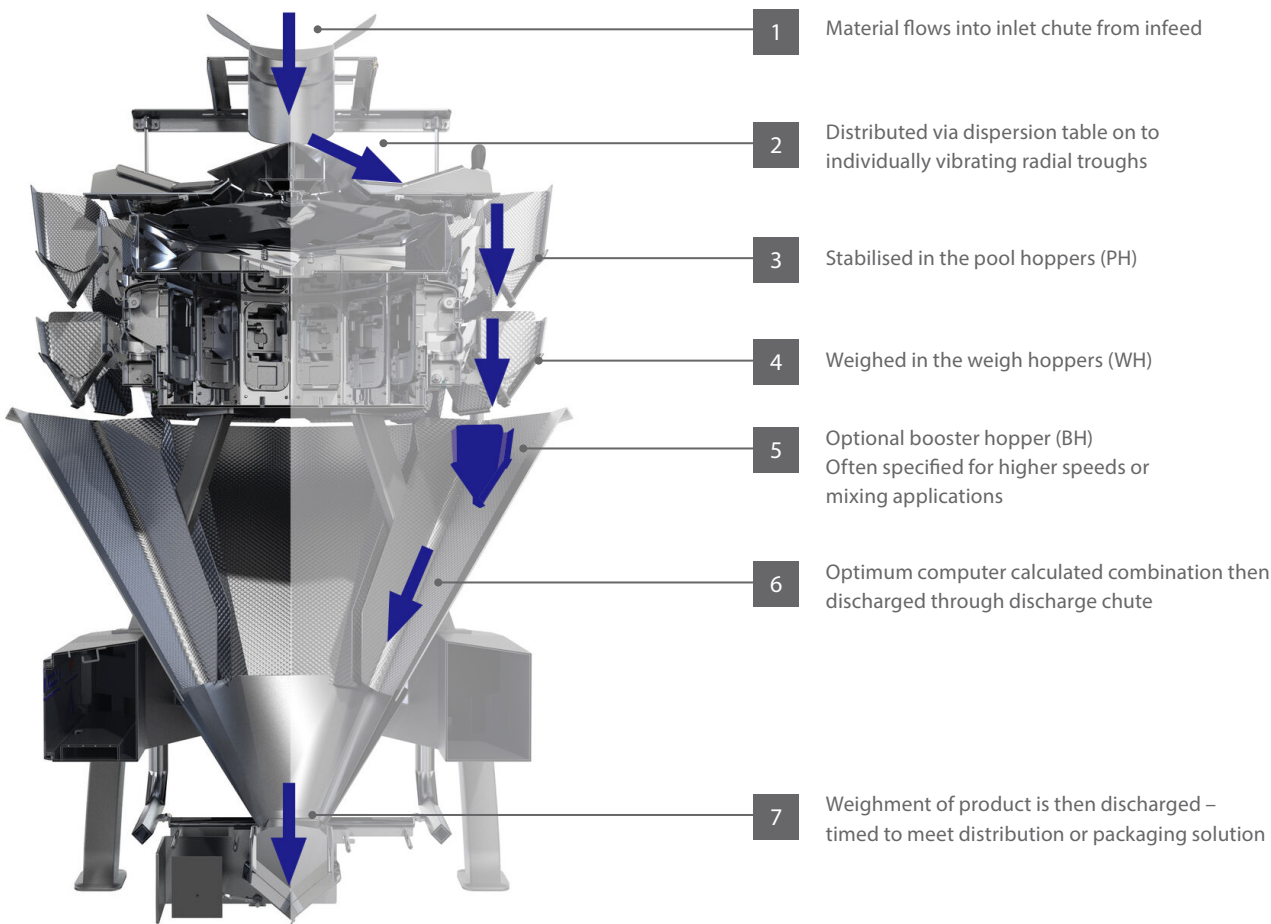
- ▶ Pick-and-place systems



CCW concept

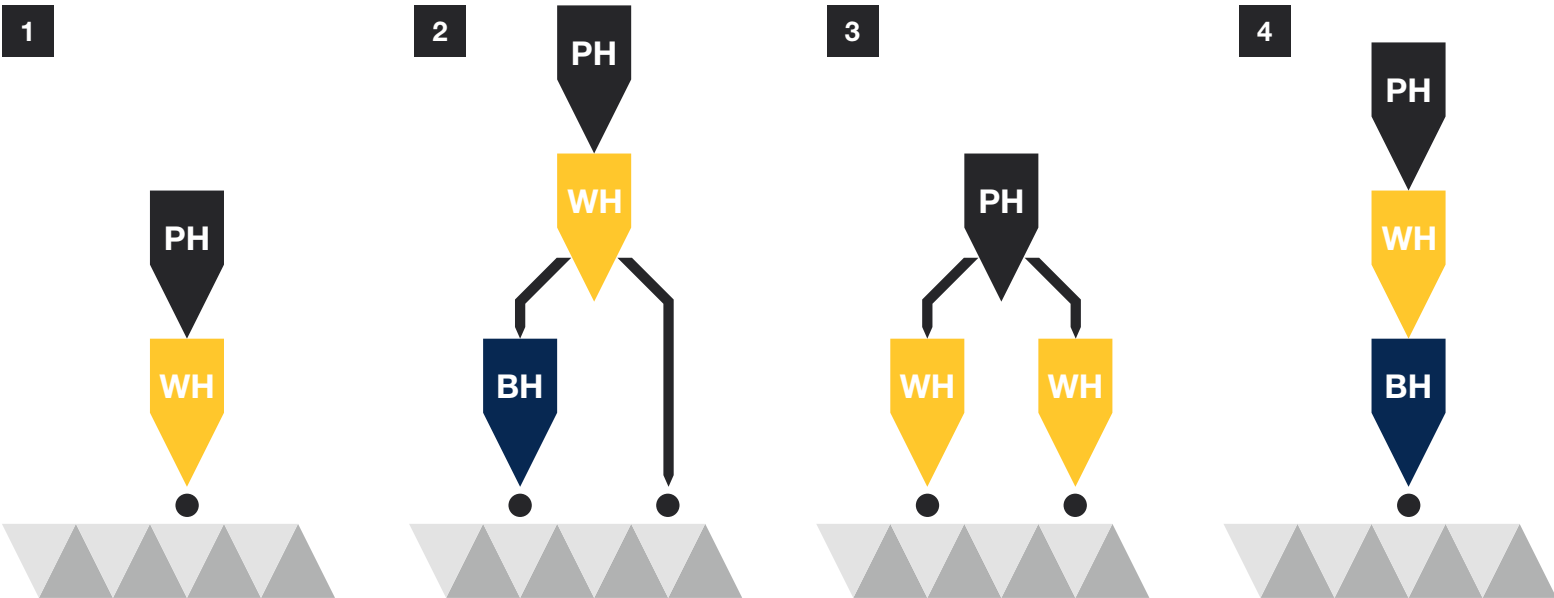
Product flow in circular
weigher format

A multihead weigher or computer combination weigher (CCW) is an industrial weighing machine which delivers highly accurate, reliable and high speed weighing of food and non-food products.



Hopper configuration

- 1. PH to WH relationship
- 2. PH to WH to BH relationship
- 3. PH to double WH relationship (R2-212P and PL series)
- 4. PH to WH to BH relationship (no direct discharge option from WH)



Wide variations

In CCW applications

Multihead weigher solutions vary widely based on customers' diverse application needs

Examples:



Snack foods



Salad



Cereals



Processed fruit & veg



Ready meals



Fresh meat & poultry



Frozen foods



Bakery products including biscuits



Dry foods, including pasta, rice & cereal



Granular products



Pet food



Confectionery



Non-food applications



Dairy



Fresh produce



Fish & seafood

PRODUCT MIXES
STICKY

DISTRIBUTION REQUIREMENTS
MIXED ON MACHINE
DIFFERENT TARGET SPEEDS

CHALLENGES

PACKAGING REQUIREMENTS
MULTIPLE-OUTLETS
VARIED PRODUCT PIECE SIZE
BULK DENSITIES
DIFFERENT TARGET WEIGHTS
UPPER AND LOWER WEIGHT LIMITS

PRE-MIXED

FREE FLOWING

Breadth, depth and timescales of application experience

- ▶ More than 70,000 CCW machines installed
- ▶ Ishida has provided customer solutions into every food sector
- ▶ Experienced global engineers developing solutions around specific customer product and business requirements

Product challenges:

- ▶ Free flowing to sticky
- ▶ Different bulk densities
- ▶ Varied product piece size
- ▶ Varied moisture level
- ▶ Seasonal product differences
- ▶ Multi product requirements

Application challenges:

- ▶ Different target weights
- ▶ Acceptable upper and lower weight limits
- ▶ Variations in product characteristics within same application
- ▶ Product mixes (pre-mixed or mixed on machine)
- ▶ Multiple-outlets
- ▶ Different target speeds
- ▶ Feeding system design
- ▶ Available manufacturing space
- ▶ Packaging and distribution requirements

CCW circular range

The right machine for your needs

SE3 Series – Entry level excellence:

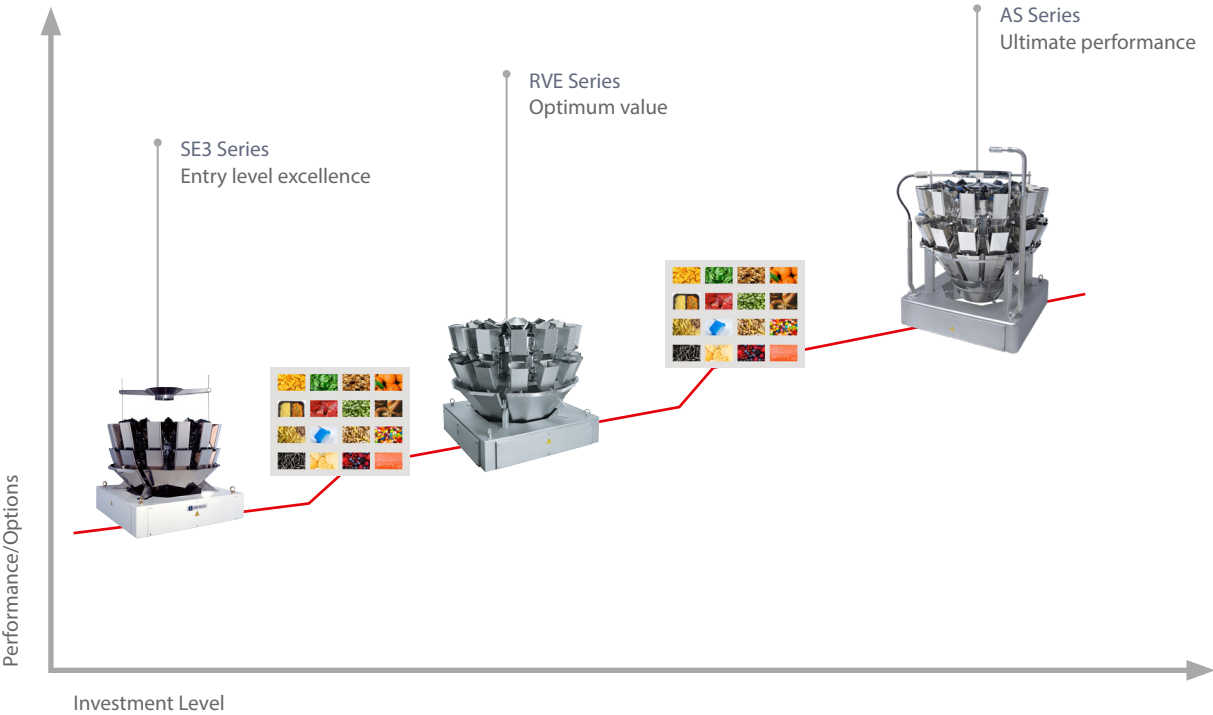
- ▶ Designed and manufactured by Ishida
- ▶ Perfect for free-flowing dry products and small target weights
- ▶ Great value and performance

RVE Series – Optimum value:

- ▶ Mid-range, market leading performance
- ▶ Handles a broad range of applications at mid to high speeds
- ▶ Small to large target weights
- ▶ Ideal for a wide range of free-flowing products, from dry, fresh and sticky to frozen applications

AS-Series - Ultimate Performance:

- ▶ High technology as standard – for very high speeds, precision and accuracy
- ▶ Broadest range of solutions from 10-32 heads, 0.05 to 7.0l hopper size, single to 8 mix
- ▶ Offers bespoke solution to satisfy customers’ individual high performance needs
- ▶ Market leading Return on Investment
- ▶ Experience led sector specific solutions to ensure the best performance possible for your product and application



“Whatever your needs, Ishida has a solution to match”

CCW range differentiation

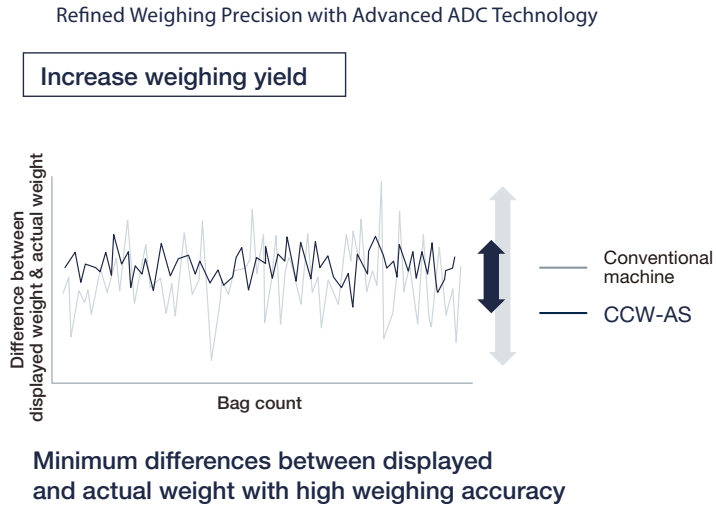

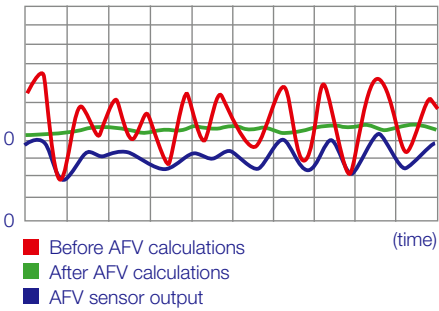
	SE3	RVE	AS
Compliance			
CE Compliance	●	●	●
Application type operation			
Head number variation configurations available	10, 14, 20	10, 14, 16, 20, 24 + booster	10-32 + booster
Hopper size variations available	0.5, 2ltr	1.5, 3, 5, 7ltr	0.05, 0.5, 0.8, 1.5, 2, 3, 5, 7ltr
Infeed Options	1,2	1,2,3,4,6,8	1,2,3,4,6,8
Discharge outlet options	Single, double	Single, twin, double 3, 4, 6, 8	Single, twin, double, 3, 4, 6, 8
Anti-floor vibration (AFV)			●
Maximum hopper numbers for combinations	10	14	14
Single combination calculation (with double check)	●	●	
Triple combination calculation (with double check)			●
Max. weighing speed (per single discharge)	100wpm*	160wpm*	200wpm*
	*14 head, 2ltr combination sample		
Construction			
IP rating options: SS models (PB SE3 only)	IP54	IP54	IP54
IP rating options: WP models	IP65	IP65	IP69K
Sloping Surfaces (Water Proof Models)			●
Angle Turret (2-3L machines)			●
Blue Rubber Gaskets			●
Interface			
10.4" remote control unit (RCU)	●		
12.1" remote control unit (RCU)		●	
15.6" remote control unit (RCU)			●
Number of product pre-sets	100	200	200
Colour touchscreen	●	●	●
Feeder control			
Pulse width modulation (programmable feeder drive)		●	●
Automatic feeder drive setting (AFD)		●	●
High Power Feeder Amplitude (XRF-7)			●
Camera monitoring options			
Dispersion feeder camera		●	●
With wide-angle lens			●
Dishcharge Chute Camera			●
Contact part material options			
Stainless steel (S5)	●	●	●
High embossed (H4)	●	●	●
C4 embossed (C4)		●	●
Shutter surface (L1)			●
Connection options			
Serial cable	●	●	●
Ethernet	●	●	●
Wireless access		●	●
OPC-UA			●
Sentinel 5.0	●	●	●
Hopper type options available			
Pool hopper - single opening	●	●	●
Pool hopper - double opening		●	●
Weigh hopper - single opening	●	●	●
Weigh hopper - double opening		●	●
Diverting weigh hopper		●	●
Booster hopper		●	●
Software			
Enhanced average weight control software		●	●
Windows Professional LTSC 2019		●	●
Bespoke software options			●
Functional Options			
Error-proof Trough Mount (Locator Pin)			●
Hoper Locking Gate			●
Optical Charge Control (OCC)			●
Multi-directional Dispersion Feeder (MDDF)			●
Open Frame Design			●
Remote Control Cabinet Design			●
Hygienic Design			●
Moisture Sensors			●
Humidity Sensors		●	

Ishida Europe Ltd reserves the right to change specifications at any time.
Technical information is based upon information available at the time of Print - 08/2025.
Confirmation is provided via Sales enquiry.

Unrivalled broad range of weighing solutions from Ishida

- ▶ Construction type (dustproof or waterproof)
- ▶ Control interface options (touch screen, tablet control, remote interface)
- ▶ Line integration options (bagmaker, distribution system, tray sealer)
- ▶ Special high performance features on premium range:
 1. Refined Weighing Precision with Advanced ADC Technology
 2. AFV (anti-floor vibration)
 3. PWM (pulse width modulation)
 4. Triple combination calculations
 5. Camera monitoring
 6. Unrivalled water and dust proof protection – accredited to IP67 and IP69K
 7. Screw feeder option

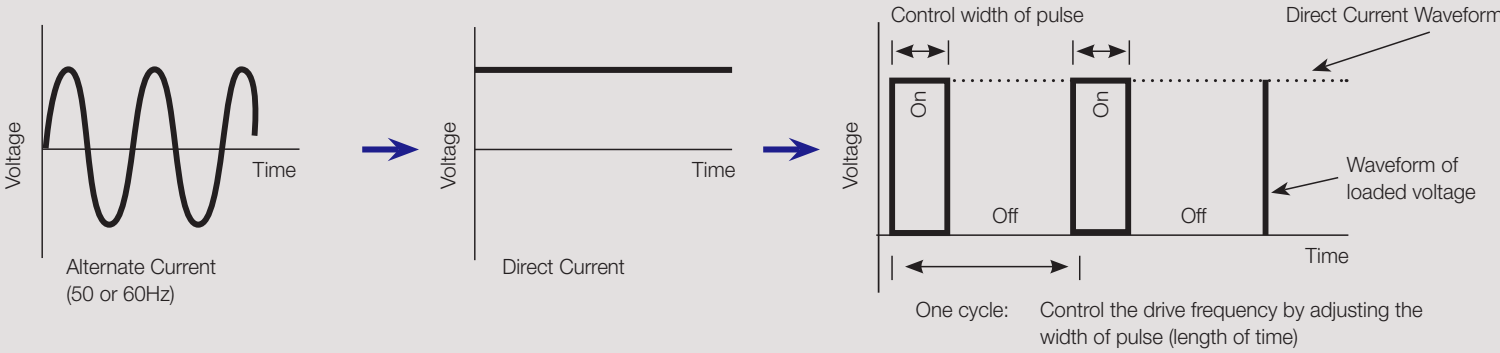
AFV (Anti-Floor Vibration)
Removes background noise improving efficiency and productivity



Our newly developed high-accuracy ADC board enhances our market-leading load cell performance, enabling internal measurement increments as fine as 0.01g. This breakthrough delivers significantly improved weight accuracy and minimises product giveaway, ensuring optimal efficiency in every cycle.

PWM (Pulse Width Modulation)

This high performance feature allows frequency to be adapted to optimum vibration to drive product on top of machine.



Seamless control and interface for operators
Across the Ishida range, a touch screen HMI is supplied as standard. Operators are guided through the functionality of the machine with a clear menu-driven interface. Due to the critical nature of the application, different levels of security settings are in place to limit the changes to the parameter settings – based on level of training and understanding of equipment performance.

A range of security protection options are available, from password verification up to Dallas Key, fingerprint, RFID, tablet access, and remote dial-in access. Remote support is also available via Sentinel 5.0 for secure connectivity and service. Self-diagnosis is built into the HMI interface for immediate and clear troubleshooting.

Remote control offers greater flexibility
The ability to control the weigher from practically any desktop, portable or hand-held device (including laptops, net books and tablets) allows greater freedom for operator or engineer, who are no longer limited to a fixed location.



CCW specialist solutions

High speed, mixed and multiple outlet solutions

Ishida offers a range of high performance multihead weighers, which can be configured for either multi-mix or multi-outlet applications.

The critical factor is to dedicate sufficient heads per mix or outlet section to ensure a sufficiently high combination of stable hoppers can weigh and combine up to a maximum of eight different products.


Mix weighing is used when several different products will be in a final pack. A single weigher from Ishida can mix-weigh up to a maximum of eight different products.

Multiple outlet weighing is used, for example, with a single product feeding into multiple distribution lanes (saving space and in-feed complexity when compared to using multiple weighers).

Mix weighing benefits for customers:

- Increase value of the end product (by controlling the percentage of product in the pack)
- Meet legal requirements (to be able to state the percentage of product on the pack/bag)
- Maximise profits by minimising giveaway particularly on the most expensive products
- Increase speed and efficiency
- Reduce factory production space

Ishida specialised mix weigher products



16 Heads:
CCW-AS-216B-**-15,20,30-SS,WP
CCW-AS-216WB-**-15, 20, 30 -SS, WP

Number of mixes/outlets:
Up to 4 mix with up to 4 outlets




20 Heads:
CCW-AS-220B-**-20,30-SS,WP
CCW-AS-220WB-**-20,30-SS,WP

Number of mixes/outlets:
Up to 6 mix with up to 5 outlets




24 Heads:
CCW-AS-224B-**-15,20,30-SS,WP

Number of mixes/outlets:
Up to 8 mix with up to 6 outlets



28 Heads:
CCW-AS-228WB-**-05-SS,WP

Number of mixes/outlets:
Up to 7 mix with up to 8 outlets



32 Heads:
CCW-AS-232B-**-05,15,SS,WP

Number of mixes/outlets:
Up to 8 mix with up to 8 outlets

PL series linear weighers (PL)



Manufactured only by Ishida, these multihead weighers are configured in a linear format and are ideal for low target weight applications such as confectionery, nuts, dried soup ingredients and dehydrated vegetables. They offer a unique level of gentle product handling at high speeds and are an excellent solution for mix weighing of low target weights.

Key benefits:

- Superior product handling of free-flowing products and ultra-low target weights (typically 5g to 50g)
- Compact design with small footprint for factory space saving
- Gentle product handling with minimal drop heights to maximise quality
- High speed precision weighing with reduced product giveaway
- Enclosed unit to contain dust, reduce the effect of external air flow and machine noise
- Simpler in-feed designs for multi-mix configurations

Cut-Gate solutions (CG)




Delivering optimum productivity, the Cut-Gate has been developed specifically to handle free-flowing granulated products of less than a millimetre diameter such as granulated sugar, washing powder, tea and freeze-dried instant coffee. Offering increased accuracy versus conventional auger or volumetric cup filling machines, the Cut-Gate also ensures product integrity and eliminates long changeover times.

Key benefits:

- Major reductions in giveaway with standard deviation as low as 0.2g
- High speed production achieving up to 30wpm per head
- Optimum product functionality and appearance is maintained
- Easy-to-clean, tool-free components
- Significant reduction in dust generation with dust-proof casing and dust extraction
- Optional nitrogen gas flushing available

Screw feeder solutions
(SF)



Designed for difficult-to-handle fresh foods that resist movement, the Ishida Screw feeder weigher is ideal for weighing sticky, oily and marinated products. The stainless steel coreless screw moves the product on the multihead weigher gently but firmly towards the robust hopper system, designed to prevent product from sticking and ensure excellent performance.

Key benefits:

- The perfect solution to weighing fresh protein
- Full automation, thanks to powerful but gentle coreless screws
- Minimises giveaway (typically <1%) and maximises yield of packed product
- Corrugated style gates prevent product from sticking during hopper emptying
- Trapping points are eliminated with simple to remove and clean contact parts
- Easy wash down design with wash proof IP69K rating

Fresh food weighers
(FFW)




A semi-automatic weigher that has the versatility to handle a wide variety of products and customer requirements. Ideal for difficult-to handle, sticky products and short production runs, where fast product changeovers are essential. This is particularly relevant for fresh food, where the short product shelf life often demands high levels of flexibility from the production process.

Key benefits:

- Improved flow of sticky products through the weigher
- Reduction in labour costs and rapid return on investment
- Accurate weighing and reduced giveaway – achieving typically less than 1% giveaway
- Space saving compared to typical manual weighing stations and automatic grading machines
- Easy cleaning and conformity to hygiene regulations
- Can be used as an entry level weighing solution on almost any product

The Micro




This tiny but strong multihead weigher delivers the most flexible production solution within the smallest footprint. The Micro can handle ultra-low target weight applications from 0.5 to 50g at speeds of up to 120 weighments per minute, making this model ideal for handling applications such as tablets and capsules, herbs, soup ingredients, dehydrated vegetables and tea leaves.

Key benefits:

- Superior handling of low target weight product
- High speeds and operating efficiency
- Precise weighing accuracy with 0.01g increment loadcells to minimise giveaway
- Gentle product handling minimises breakages
- Compact body and small factory footprint
- Sanitary and easy-to-clean design, with stainless steel hoppers and feeders

Sentinel 5.0



Sentinel 5.0 represents the next generation of advanced production monitoring systems. Seamlessly combining cutting-edge data analytics, artificial intelligence, and forward-thinking innovation, Sentinel 5.0 builds on the proven success of previous Sentinel systems to unleash the power of joined-up-thinking. Specifically designed to empower food manufacturers, Sentinel 5.0 helps streamline operations, reduce costs, and maximise production efficiency like never before. Whether you choose Sentinel Local or Sentinel Cloud, you'll benefit from a tailored solution that fits your business needs perfectly.

Sentinel 5.0 Local

- Keeps your data securely stored on-site

Sentinel 5.0 Cloud

- Utilises Ishida's cloud services for seamless data storage and access

Sentinel 5.0's Cloud licences include:

- Standard
- Freemium
- Premium
- Premium +

Distribution systems



A distribution system (DS) is an array of hoppers and chutes mounted on an integral frame, beneath a linear or circular weigher. They are an essential complement to the multihead weigher and can be a critical element to optimise production throughput. Ishida can recommend and manufacture the best solution based on product, speed, drop height and tray format configuration.

Key benefits:

- ▶ Maximise throughput of production system
- ▶ Ensure accurate product placement without loss, damage or splashing that could compromise the product, pack or seal
- ▶ Meet any factory, product and packaging needs, thanks to Ishida's broad product range and bespoke engineering capabilities
- ▶ Suitable for complex ready meals and colour-banded salads, to single-piece meat or vegetable products
- ▶ Deliver an integrated design between Ishida weigher and DS
- ▶ Simplify cleaning and save time with high IP-rated systems

Snacks and stick product weighers



Ishida can supply equipment for weighing and packing a wide range of snacks food products and packaging styles. We can supply an integrated Ishida weigher and Ishida bagmaker solution (together with specialised complementary equipment), or our Ishida multihead weigher as part of a complementary solution with our bagmaker OEM partners.

Key benefits:

- ▶ Broad range of weigher solutions for either single or twin tube bag makers
- ▶ Ishida's high-performance AS weigher technology increases weighing speeds up to 300wpm
- ▶ Average weight control software achieves a resolution of mean weight of two decimal places (0.01g), reducing product giveaway by up to 80%
- ▶ Charge Transfer Control (CTC) increases the production rate of potato chips
- ▶ Enhanced radial feeder vibration control improves efficiency and accuracy
- ▶ Dedicated bread sticks machine reduces breakages by 30% compared to linear weighers

Complete project management

Expert project management can reduce both cost and risk associated with the design and implementation of new packing lines, halls and plants.

Ishida offers you the only internationally resourced and capable project management service specialising in the area of food packing technology.

Successful project customers include most of the world's top 10 food manufacturers as well as many small and medium-sized enterprises.


Ishida project management offers you:

- ▶ A wide choice of models of working together, from fixed-price turnkey projects to managing agent agreements
- ▶ Single source of best-in-class solutions
- ▶ Excellent project analysis and planning
- ▶ An unrivalled concentration of food industry, packing technology and project management expertise
- ▶ An excellent knowledge of the legislative and regulatory pitfalls involved
- ▶ The committed support of a major international company in seeing your project through to sustained, productive operation
- ▶ Resources throughout Europe, Middle East and Africa
- ▶ A 20-year track record of successful projects



Service coverage and channels to market

Ishida believes in working closely with customers, from start to finish, and has a strong commitment to providing its customers with exceptional levels of support. As a result, we ensure that service, maintenance and repairs are carried out quickly and efficiently by using an internationally-mobile team of engineers. A service contract tailored to your needs can ensure you have the right combination of support elements at a relatively small annual cost.



The seven areas in which this support is available are listed below:



1. Sentinel 5.0:

- ▶ Deep seamless integration with our hardware unlocking ever-greater efficiency and productivity gains
- ▶ Ishida knowledge is built into the AI frame work Advanced tools learn normal behaviour, detecting deviations and trends and answering direct questions
- ▶ Open integration with other systems and hardware easily integrates with other competitor systems



2. Inspection equipment checks and audits:

- ▶ Advice on worn component parts that may be affecting performance



3. Preventive maintenance (PM):

- ▶ We offer help ranging from basic inspection services through to full machine overhauls
- ▶ We take account of the type of machine, the application and the operating conditions
- ▶ Timing of maintenance can be specified to take place overnight, at weekends or during normal working hours



4. Efficiency engineering advice:

- ▶ Our equipment routinely delivers over 98% efficiency
- ▶ We provide training of operating staff and an Ishida engineer attends during normal production and assists with machine set up
- ▶ Production staff are trained or refreshed in best practices
- ▶ Attention of on-site engineers is drawn to areas of potential improvement



5. 24-hour telephone support available with contract:

- ▶ 24-hour technical helpdesk provides an unrivalled benefit, available 362 days a year
- ▶ A telephone call will often resolve the issue without the unnecessary expenditure of sending out an engineer
- ▶ Option of remote connectivity to Central Help Desk offers immediate response times



6. 24-hour spares support option available with contract:


- ▶ Our engineers manning the telephone support desk have access to the Ishida 24-hour spares warehouse system and can arrange to have parts dispatched to you at any time of the day or night
- ▶ Spares warehouses are located close to our customers, which often reduces downtime
- ▶ We have a state of the art central UK store as well as regional stores for immediate responses



7. Guaranteed breakdown response:

- ▶ The time period and the types of emergency requirements that trigger engineer attendance can all be negotiated up front
- ▶ An engineer will arrive on site within a guaranteed time period an engineer will arrive on site within a guaranteed time period

Service and operator training packages



Flexible training approach, meeting your exact needs:

- ▶ Training can be covered at a variety of levels to suit your precise requirements through our dedicated training team
- ▶ Training can be on or off-site
- ▶ Training documentation and presentation materials can be purpose-designed
- ▶ A comprehensive interactive learning suite is also available (for self-paced learning)

Operator and customer engineering training:

One and two day courses covering:

- ▶ Operator level set up and fault finding
- ▶ Advanced set up, electronic and mechanical fault finding



Spare parts support and response rates (with option of My Ishida program):

- ▶ Ishida holds large equipment stocks both centrally in the UK and within regional offices
- ▶ We offer the option of dealing directly with our local subsidiary, local agent or provide the option of My Ishida (Ishida Online Spares and Parts Management Service).



My Ishida - Ishida online spares and parts management service:

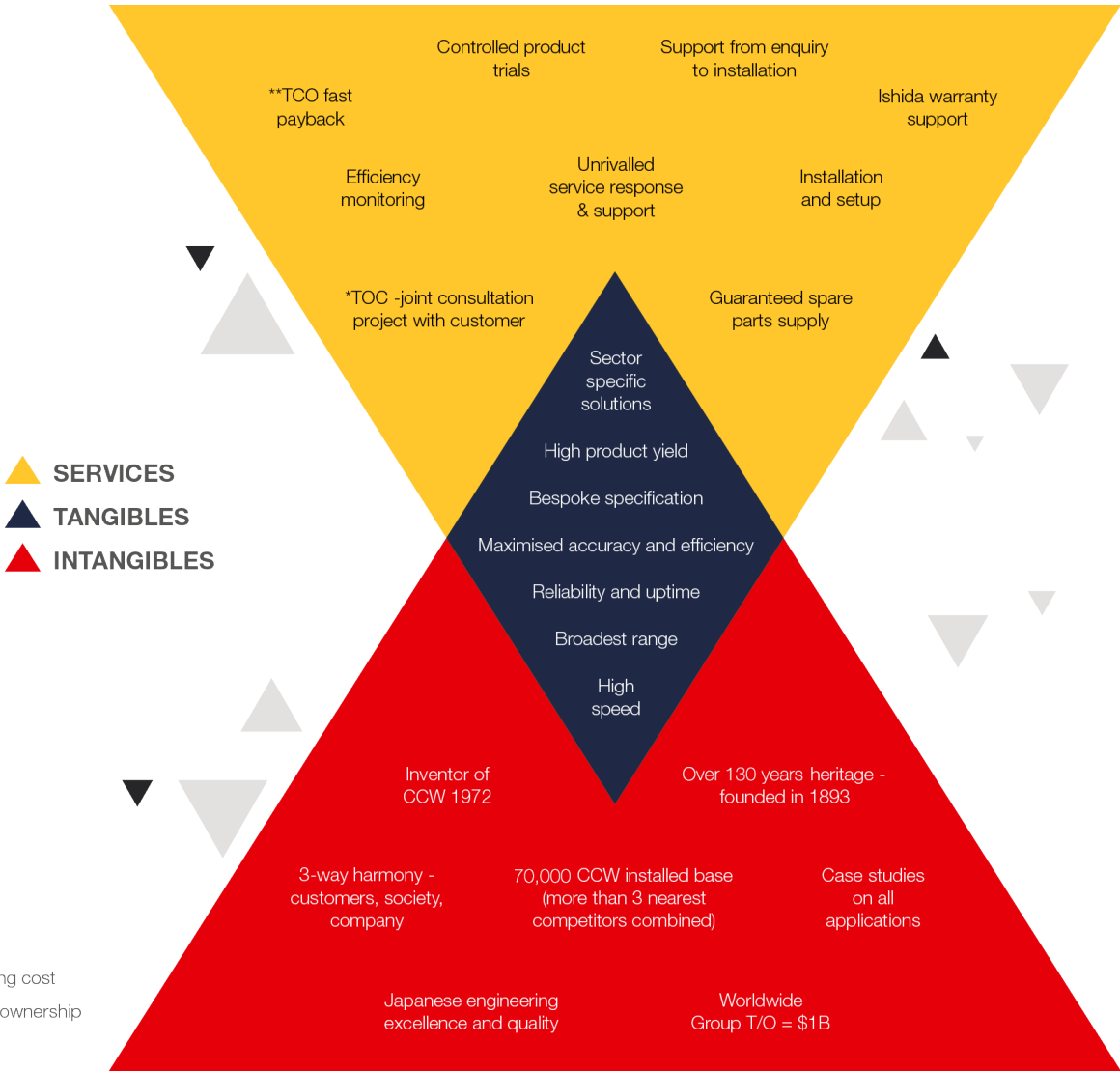
- ▶ Avoid unnecessary down-time
- ▶ Accessibility of parts manuals
- ▶ Access to your secure account 24/7

Overall Ishida bundled value proposition

Based on the largest CCW installed base in the industry and comprehensive applications experience, Ishida can offer:

- ▶ Thorough product flow analysis upstream and downstream from CCW product trials
- ▶ Supply of best fit CCW solution for application and budget
- ▶ Project design including in-feed and distribution systems
- ▶ Full line solution with productivity estimates
- ▶ Installation and compliance
- ▶ Operator and customer engineering training

With Ishida you get so much more than the market leading weigher - you also receive an unrivalled range of services focused on delivering agreed equipment performance levels (all backed up by the multihead inventor with broadest experience and global installed base).



* Total operating cost
** Total cost of ownership

For every challenge, there's Ishida


Want to cut food and packaging waste,
and reduce costs? Find minute foreign
objects and big performance gains?
Discover smarter ways to significantly
reduce product giveaway?

We've been turning questions into answers for 130 years,
which means we have all the product solutions, sector expertise
and proven know-how you need

Trust Ishida

The most important question and the one we answer every day.
Providing more compelling reasons for you to put your trust in us.

- ▶ Full range of weighing, x-ray inspection, checkweighing, tray sealing, packing and leak detection equipment, plus supporting software
- ▶ Fast and efficient installation, aligned to your specifications
- ▶ Built to the highest industry standards and powered by the latest technology, including advanced AI
- ▶ Specialists in both food and non-food applications
- ▶ Complete flexibility from a single machine to a fully integrated line solution
- ▶ Solutions fully tailored to your sector and your products
- ▶ Dedicated parts and servicing support, with 24 hour delivery in most cases
- ▶ Expert training online or at your site
- ▶ Dedicated engineers on call 24/7/365



Helpline

Spares

Service

Training

Ishida Europe Limited,
11 Kettles Wood Drive,
Woodgate Business Park,
Birmingham,
B32 3DB
+44 (0)121 607 7700
ishidaeurope.com

Ishida Poland
info@ishidaeurope.com

Ishida Czech Republic
+420 220 960 422
info@ishidaeurope.com

Ishida Netherlands
+31 (0)499 39 3675
info@ishidaeurope.com

Ishida East Africa
+254 (0)20 8124333
info@ishidaeurope.com

Ishida France
+33 (0)1 48 63 83 83
info@ishidaeurope.com

Ishida Romania
+40 731 34 79 34
info@ishidaeurope.com

Ishida Germany
+49 (0)791 945 160
info@ishidaeurope.com

Ishida South Africa
+27 (0)11 976 2010
info@ishidaeurope.com

Ishida Middle East
+971 (0)4 299 1933
info@ishidaeurope.com

Ishida Sweden
+46 (0)852517620
info@ishidaeurope.com