

IX-GN-4044A

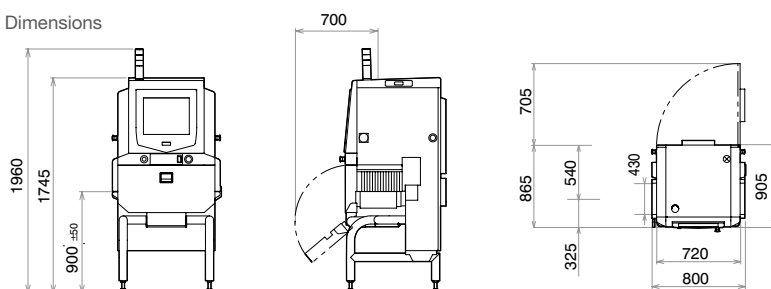
Advanced X-ray inspection with the perfect balance of high performance detection sensitivity and low operating costs

Advanced X-ray detection that strikes the balance between optimal sensitivity and economic operation. Suitable for a wide range of products, this X-ray inspection system can be adapted to virtually any application.

- ▲ GA (Genetic Algorithm) image processing optimises detection for individual customer requirements
- ▲ Integrated air conditioning system
- ▲ User-friendly 17" touch screen control



Dimensions


Specifications
IX-GN-4044A

Tunnel aperture	Width	400mm
	Height	220mm
Construction	Material	SUS304 (Polished surface)
	IP Rate	Conveyor chamber: IP66 / Enclosure: IP65 (*1)
Machine dimensions	800mm(L) x 905mm(W) x 1745mm(H) (*2) (Floor to Signal Tower: 1960mm)	
Machine weight	315kg	
Conveyor	Dimensions	800mm(L) x 430mm(W) (1800mm optional (L))
	Belt height	900mm +/- 50mm (*3)
	Speed	10-60m/min (*4)
	Loaded weight	5kg (higher weight is optional) (*4)
Product length	20-450mm (optional 1000mm) (*5)	
Minimum spacing between products	30mm (*5)	
Power supply	Single phase: AC200-240V 50/60Hz 1150W (*6)	
X-ray	Tube voltage	25/30/35/40/45/50/55/60/65/70/75kV
	Tube current	1-8mA
	Output	Max: 300W
Line sensor	0.3mm	
X-ray protection	Protective curtains (*7)	
X-ray emissions	Machine meets local regulations	
Working environment	Temperature	0-35°C (*8)
	Humidity	30-85%RH

Ishida Europe pursues a policy of continual improvement due to technical development. We therefore reserve the right to deviate from information and specifications in this publication without notice. Ishida Europe shall not be liable for errors contained herein or for incidental or consequential damages in connection with the furnishing, performance or use of this material.

(*1) Except the cooling unit.

(*2) This dimension shall be applied in case of 900mm belt height.

(*3) Other heights optional.

(*4) In the case where higher weight or speed options are selected other specifications may vary.

(*5) This dimension should be followed under Snap-Mode only. In case of Bulk-Mode, not applied.

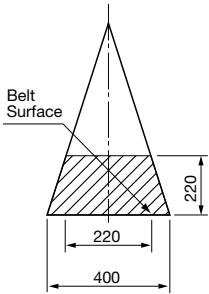
(*6) There are cases that input voltage is fixed depending on integrated rejector unit or optional unit. 1150W is applied where there is no specific ancillary.

(*7) The material of protection curtain is tungsten, and curtain is detachable.

(*8) If the room is hotter than 35°C, the air conditioner shall be upgraded as a chargeable option. In this case, the maximum temperature is 40°C.

Technical information is based upon information available at the time of Print - 06/2018. Confirmation is provided via Sales enquiry. Photographs and application shots may not be exact representations.

Ishida Global standard X-ray series



Inspection area

The figures show the permissible inspection range. Portions of the product which are not within the shaded area are not irradiated.

(*1) The inspection width against the height is approximate value.

Product Size (mm)	
Height (*1)	Width
0	400
10	391
20	383
30	375
40	367
50	359
60	351
70	342
80	334
90	326
100	318
110	310
120	302
130	294
140	285
150	277
160	269
170	261
180	253
190	245
200	236
210	228
220	220

Benefits of an X-ray inspection system

X-ray inspection has several key benefits, especially for food producers, that are fundamentally linked to safety and quality:

Brand protection

- ▲ Customers will trust the product

Food safety

- ▲ The food is free of foreign bodies and safe to eat

Cost savings due to no product recalls and customer complaints

- ▲ Fewer recalls and customer complaints lead to less fines

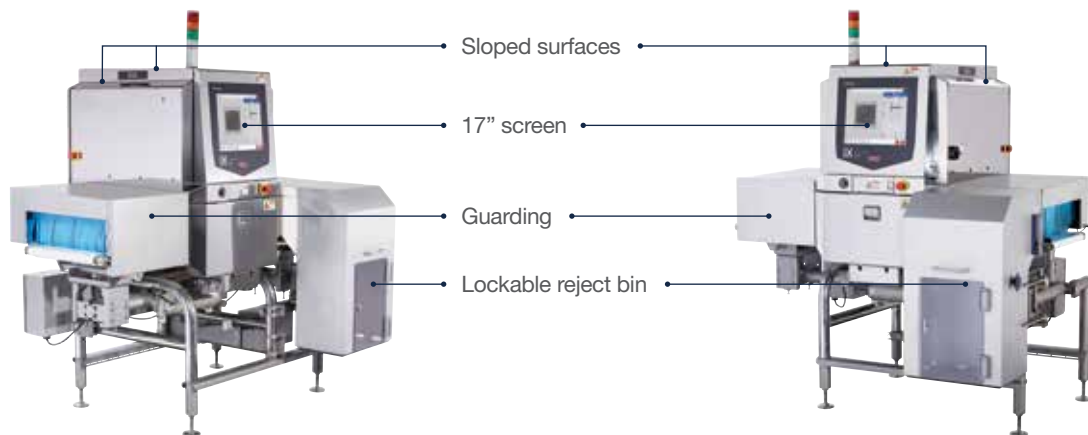
Can do much more than just finding foreign bodies:

- ▲ Counting components
- ▲ Weight estimation
- ▲ Checking fill level
- ▲ Detecting flaws such as missing or broken items
- ▲ Measuring product size
- ▲ Sealing control

All these functions in one machine lead to a cost-effective and efficient performance

Ishida X-ray integrated solutions

Our systems are ergonomically designed, from the reject bin position to the different types of reject units, to be easily integrated into your production line without disruption.



ISHIDA EUROPE LIMITED
Kettles Wood Drive
Woodgate Business Park
Birmingham
B32 3DB
United Kingdom
Tel: +44 (0)121 607 7700
Fax: +44 (0)121 607 7888
info@ishidaeuropa.com

ISHIDA CZECH REPUBLIC
Tel: +420 317 844 059
Fax: +420 317 844 052
info@ishidaeuropa.cz

ISHIDA FRANCE
Tel: +33 (0)1 48 63 83 83
Fax: +33 (0)1 48 63 24 29
info@ishidaeuropa.fr

ISHIDA GERMANY
Tel: +49 (0)791 945 160
Fax: +49 (0)791 945 1699
info@ishida.de

ISHIDA MIDDLE EAST
Tel: +971 (0)4 299 1933
Fax: +971 (0)4 299 1955
ishida@ishida.ae

ISHIDA NETHERLANDS
Tel: +31 (0)499 39 3675
Fax: +31 (0)499 39 1887
info@ishida.nl

ISHIDA ROMANIA
Tel: +40 (0)21 589 73 52
Fax: +40 (0)21 310 34 22
info@ishidaeuropa.ro

ISHIDA RUSSIA AND CIS
Tel: +7 499 272 05 36
Fax: +7 499 272 05 37
info@ishidaeuropa.ru

ISHIDA SOUTH AFRICA
Tel: +27 (0)11 976 2010
Fax: +27 (0)11 976 2012
info@ishidaeuropa.com

ISHIDA SWITZERLAND
Tel: +41 (0)41 799 7999
Fax: +41 (0)41 790 3927
info@ishida.ch